

How to Promote Students.

Shaheed Mahendra Karma Vishwavidyalaya

Bastar, Jagdalpur, Chhattisgarh

SMKV - Website Explanation

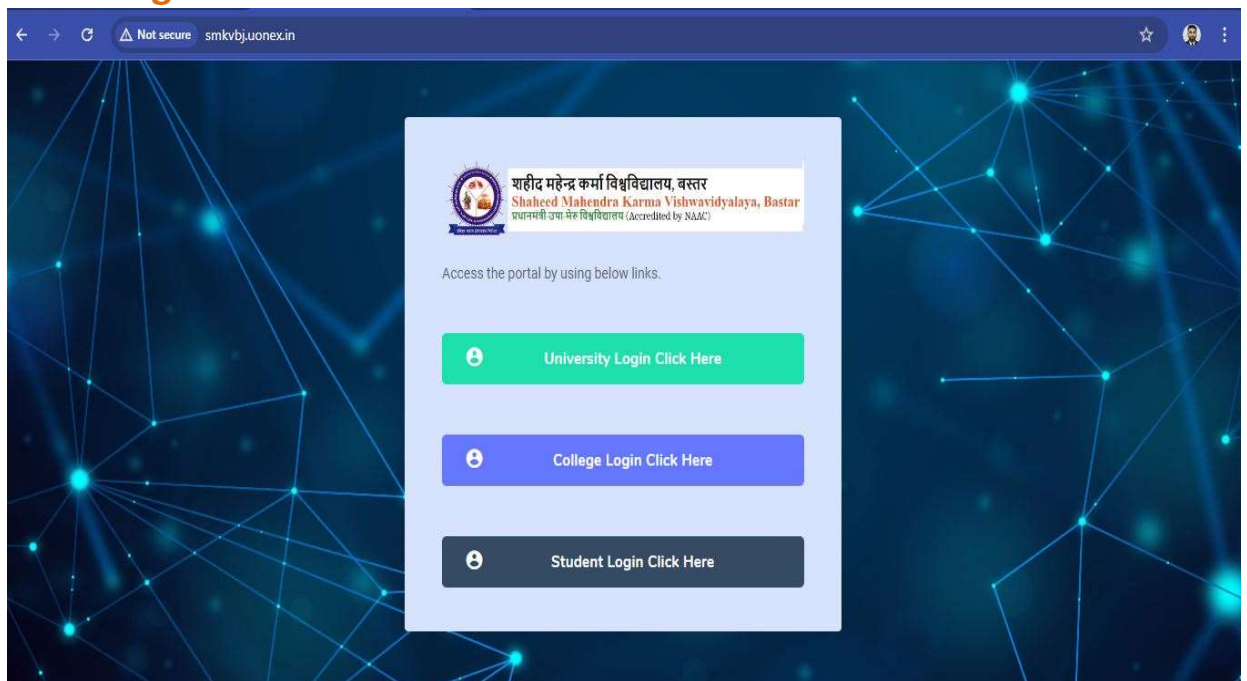
You can login to this website in three Modules.

1. Student Login
2. College Login
3. University Login

College - Login

- ✓ University Login URI : <https://smkvbj.uonex.in>

Main Page:



1. Colleges click the [College login click here] Button.

How to Promote Students.



शहीद महेन्द्र कर्मा विश्वविद्यालय, बस्तर
Shaheed Mahendra Karma Vishwavidyalaya, Bastar
प्रधानमंत्री उच्च मूल्य विश्वविद्यालय (Accredited by NAAC)

College Sign-In

Access the portal using your email and password.

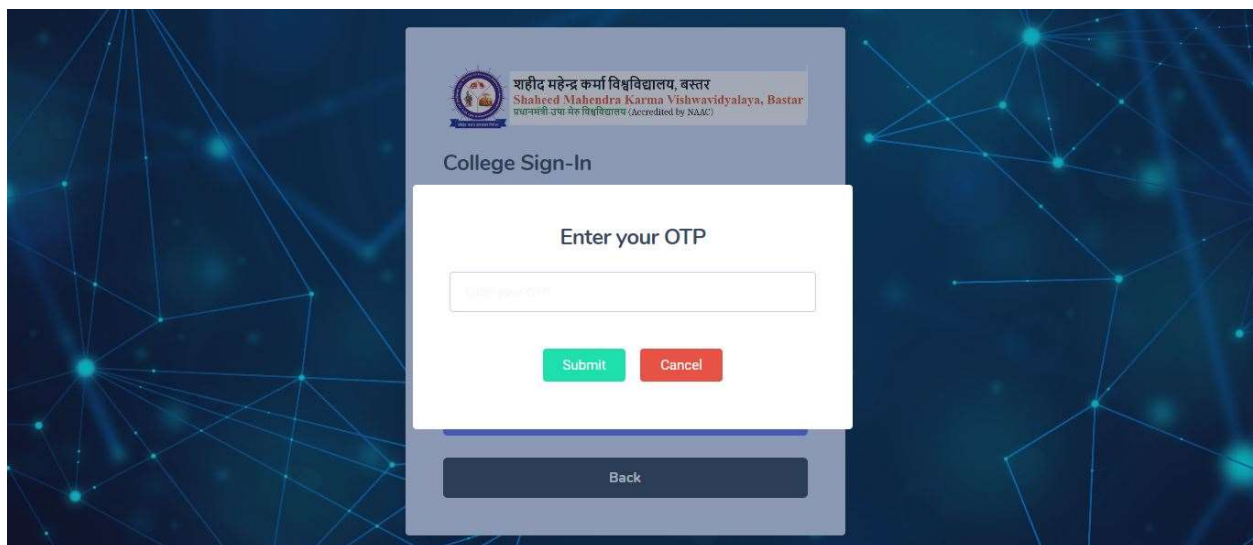
UserID
SMK201

Password [Forgot Password?](#)
.....

Login

Back

2. Put User Id and Password- Given By University
3. Click Login Button



शहीद महेन्द्र कर्मा विश्वविद्यालय, बस्तर
Shaheed Mahendra Karma Vishwavidyalaya, Bastar
प्रधानमंत्री उच्च मूल्य विश्वविद्यालय (Accredited by NAAC)

College Sign-In

Enter your OTP

Enter your OTP

Submit Cancel

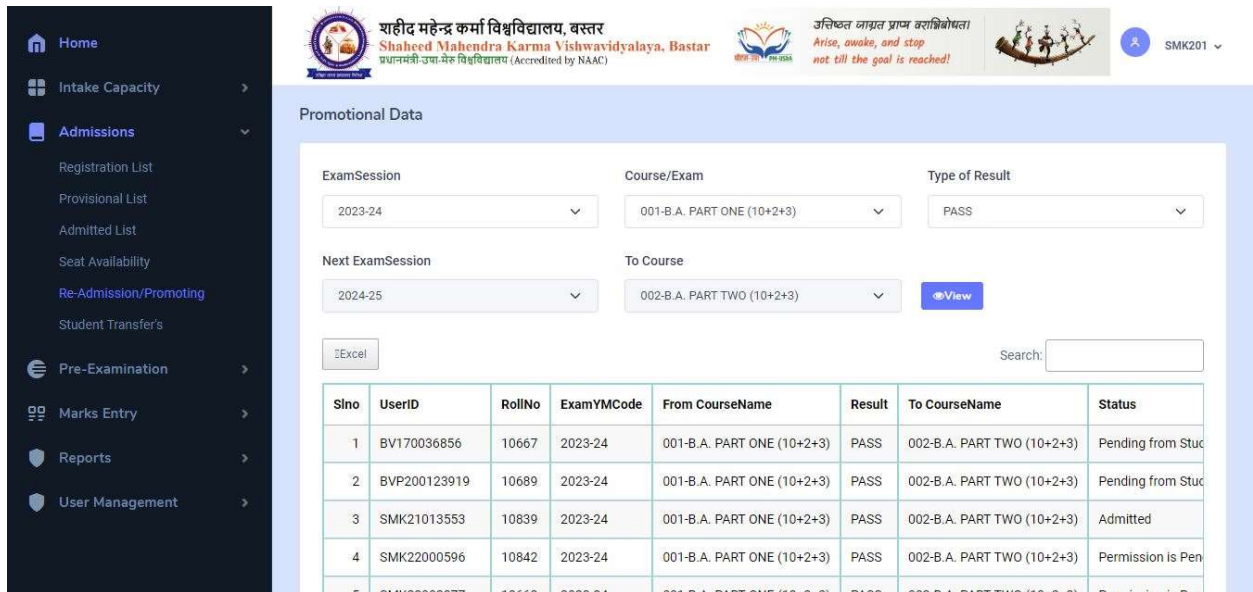
Back

4. OTP Received to your college mobile Number.
5. Put OTP and Click [Submit] Button.

How to Promote Students.



6. Click [Re-Admission/Promotions] Button.



7. You can see here Promotional Data.

8. You can also search with User Id.

How to Promote Students.

Home
 Intake Capacity
Admissions
 Registration List
 Provisional List
 Admitted List
 Seat Availability
 Re-Admission/Promoting
 Student Transfer's
 Pre-Examination
 Marks Entry
 Reports
 User Management

शाहीद महेन्द्र कर्मा विश्वविद्यालय, बस्तर
 Shaheed Mahendra Karma Vishwavidyalaya, Bastar
 प्रधानमंत्री-उपा-मेरु विश्वविद्यालय (Accredited by NAAC)

उत्तिष्ठ जाग्रत प्राप्य वरान्निबोधत
 Arise, awake, and stop
 not till the goal is reached!

Next ExamSession: 2024-25
 To Course: 002-B.A. PART TWO (10+2+3)

Search:

	RollNo	ExamYMCode	From CourseName	Result	To CourseName	Status	<input type="checkbox"/> Select All
56	10667	2023-24	001-B.A. PART ONE (10+2+3)	PASS	002-B.A. PART TWO (10+2+3)	Pending from Student	
1919	10689	2023-24	001-B.A. PART ONE (10+2+3)	PASS	002-B.A. PART TWO (10+2+3)	Pending from Student	
553	10839	2023-24	001-B.A. PART ONE (10+2+3)	PASS	002-B.A. PART TWO (10+2+3)	Admitted	
596	10842	2023-24	001-B.A. PART ONE (10+2+3)	PASS	002-B.A. PART TWO (10+2+3)	Permission is Pending	<input type="checkbox"/>
377	10663	2023-24	001-B.A. PART ONE (10+2+3)	PASS	002-B.A. PART TWO (10+2+3)	Permission is Pending	<input type="checkbox"/>
557	10695	2023-24	001-B.A. PART ONE (10+2+3)	PASS	002-B.A. PART TWO (10+2+3)	Permission is Pending	<input type="checkbox"/>
079	10931	2023-24	001-B.A. PART ONE (10+2+3)	PASS	002-B.A. PART TWO (10+2+3)	Permission is Pending	<input type="checkbox"/>
248	10659	2023-24	001-B.A. PART ONE (10+2+3)	PASS	002-B.A. PART TWO (10+2+3)	Permission is Pending	<input type="checkbox"/>
196	10929	2023-24	001-B.A. PART ONE (10+2+3)	PASS	002-B.A. PART TWO (10+2+3)	Permission is Pending	<input type="checkbox"/>

9. You Select (Tick) one by one or Select All (Permission is Pending).

Home
 Intake Capacity
Admissions
 Registration List
 Provisional List
 Admitted List
 Seat Availability
 Re-Admission/Promoting
 Student Transfer's
 Pre-Examination
 Marks Entry
 Reports
 User Management

शाहीद महेन्द्र कर्मा विश्वविद्यालय, बस्तर
 Shaheed Mahendra Karma Vishwavidyalaya, Bastar
 प्रधानमंत्री-उपा-मेरु विश्वविद्यालय (Accredited by NAAC)

उत्तिष्ठ जाग्रत प्राप्य वरान्निबोधत
 Arise, awake, and stop
 not till the goal is reached!

Next ExamSession: 2024-25
 To Course: 002-B.A. PART TWO (10+2+3)

Search:

UserID	RollNo	ExamYMCode	From CourseName	Result	To CourseName	Status	<input type="checkbox"/>
BV170036856	10667	2023-24	001-B.A. PART ONE (10+2+3)	PASS	002-B.A. PART TWO (10+2+3)	Pending from Student	
BVP200123919	10689	2023-24	001-B.A. PART ONE (10+2+3)	PASS	002-B.A. PART TWO (10+2+3)	Pending from Student	
SMK21013553	10839	2023-24	001-B.A. PART ONE (10+2+3)	PASS	002-B.A. PART TWO (10+2+3)	Admitted	
SMK22000596	10842	2023-24	001-B.A. PART ONE (10+2+3)	PASS	002-B.A. PART TWO (10+2+3)	Permission is Pending	<input checked="" type="checkbox"/>
SMK22002377	10663	2023-24	001-B.A. PART ONE (10+2+3)	PASS	002-B.A. PART TWO (10+2+3)	Permission is Pending	<input type="checkbox"/>
SMK22002557	10695	2023-24	001-B.A. PART ONE (10+2+3)	PASS	002-B.A. PART TWO (10+2+3)	Permission is Pending	<input type="checkbox"/>
SMK22006079	10931	2023-24	001-B.A. PART ONE (10+2+3)	PASS	002-B.A. PART TWO (10+2+3)	Permission is Pending	<input type="checkbox"/>
SMK22007248	10659	2023-24	001-B.A. PART ONE (10+2+3)	PASS	002-B.A. PART TWO (10+2+3)	Permission is Pending	<input type="checkbox"/>
SMK22009196	10929	2023-24	001-B.A. PART ONE (10+2+3)	PASS	002-B.A. PART TWO (10+2+3)	Permission is Pending	<input type="checkbox"/>

10. Suppose you select one student User Id for Promotion.

How to Promote Students.

The screenshot shows the Shaheed Mahendra Karma Vishwavidyalaya, Bastar student management system. The interface includes a sidebar with navigation options: Home, Intake Capacity, Admissions (with sub-options: Registration List, Provisional List, Admitted List, Seat Availability, Re-Admission/Promoting, Student Transfer's), Pre-Examination, Marks Entry, Reports, and User Management. The main content area displays a table of students with columns for ID, Roll Number, Year, Course, Status, and Action. The table shows 10 rows of data, all with a status of 'Pending from Student'. At the bottom of the table, there are 'Permit' and 'Promote' buttons. Below the table, it says 'Showing 1 to 360 of 360 entries'. The footer indicates '© 2024 SMKV, Bastar. Designed & Developed by Coemplt'.

ID	Roll Number	Year	Course	Status	Action		
00980	10687	2023-24	001-B.A. PART ONE (10+2+3)	PASS	002-B.A. PART TWO (10+2+3)	Pending from Student	
01074	10292	2023-24	001-B.A. PART ONE (10+2+3)	PASS	002-B.A. PART TWO (10+2+3)	Permission is Pending	<input type="checkbox"/>
01093	10270	2023-24	001-B.A. PART ONE (10+2+3)	PASS	002-B.A. PART TWO (10+2+3)	Permission is Pending	<input type="checkbox"/>
01143	10438	2023-24	001-B.A. PART ONE (10+2+3)	PASS	002-B.A. PART TWO (10+2+3)	Pending from Student	
01221	10247	2023-24	001-B.A. PART ONE (10+2+3)	PASS	002-B.A. PART TWO (10+2+3)	Pending from Student	
01258	10662	2023-24	001-B.A. PART ONE (10+2+3)	PASS	002-B.A. PART TWO (10+2+3)	Pending from Student	
01287	10875	2023-24	001-B.A. PART ONE (10+2+3)	PASS	002-B.A. PART TWO (10+2+3)	Pending from Student	
01317	10788	2023-24	001-B.A. PART ONE (10+2+3)	PASS	002-B.A. PART TWO (10+2+3)	Pending from Student	

11. Click [Permit] Button.

The screenshot shows the same student management system as above, but with a confirmation dialog box overlaid. The dialog box has a white background and a yellow exclamation mark icon. The text inside the dialog box reads: 'Are you sure to Permit Selected Students! Do you want to proceed?'. At the bottom of the dialog box, there are two buttons: 'Continue' (blue) and 'No' (red). The background table and interface elements are dimmed.

12. Click [Continue] Button.

How to Promote Students.

UserID	RollNo	ExamYMCCode	From CourseName	Result	To CourseName	Status
BV170036856	10667	2023-24	001-B.A. PART ONE (10+2+3)	PASS	002-B.A. PART TWO (10+2+3)	Pending from Student
BVP200123919	10689	2023-24	001-B.A. PART ONE (10+2+3)	PASS	002-B.A. PART TWO (10+2+3)	Pending from Student
SMK21013553	10839	2023-24	001-B.A. PART ONE (10+2+3)	PASS	002-B.A. PART TWO (10+2+3)	Admitted
SMK22000596	10842	2023-24	001-B.A. PART ONE (10+2+3)	PASS	002-B.A. PART TWO (10+2+3)	Pending from Student
SMK22002377	10663	2023-24	001-B.A. PART ONE (10+2+3)	PASS	002-B.A. PART TWO (10+2+3)	Permission is Pending
SMK22002557	10695	2023-24	001-B.A. PART ONE (10+2+3)	PASS	002-B.A. PART TWO (10+2+3)	Permission is Pending
SMK22006079	10931	2023-24	001-B.A. PART ONE (10+2+3)	PASS	002-B.A. PART TWO (10+2+3)	Permission is Pending
SMK22007248	10659	2023-24	001-B.A. PART ONE (10+2+3)	PASS	002-B.A. PART TWO (10+2+3)	Permission is Pending
SMK22009196	10929	2023-24	001-B.A. PART ONE (10+2+3)	PASS	002-B.A. PART TWO (10+2+3)	Permission is Pending
SMK22009802	10645	2023-24	001-B.A. PART ONE (10+2+3)	PASS	002-B.A. PART TWO (10+2+3)	Permission is Pending
SMK22010366	10339	2023-24	001-B.A. PART ONE (10+2+3)	PASS	002-B.A. PART TWO (10+2+3)	Permission is Pending

13. You can see here Student User Id Status is changed [Pending From Student].

From Student Login

14. Student Login Using Our User Id and Roll Number as a Password.

15. Click [Login].

How to Promote Students.



The screenshot shows a dashboard for Shaheed Mahendra Karma Vishwavidyalaya, Bastar. The dashboard displays a table with the following data:

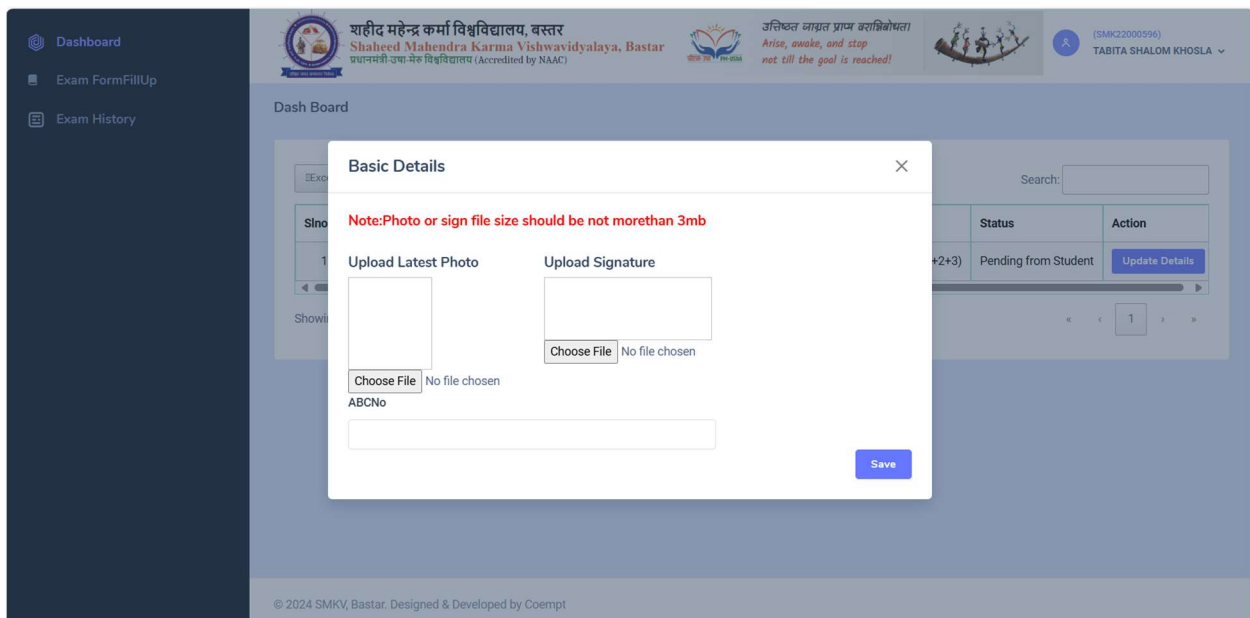
Sino	UserID	RollNo	ExamYMCode	From CourseName	Result	To CourseName	Status	Action
1	SMK22000596	10842	2023-24	001-B.A. PART ONE (10+2+3)	PASS	002-B.A. PART TWO (10+2+3)	Pending from Student	Update Details

Showing 1 to 1 of 1 entry

© 2024 SMKV, Bastar. Designed & Developed by Coemplt

16. Student can see Promotion Details in Dash Board.

17. Go to Action and Click [Update Details] Button.



The screenshot shows the 'Basic Details' form overlay on the dashboard. The form contains the following fields and options:

- Note:** Photo or sign file size should be not morethan 3mb
- Upload Latest Photo:** A file upload field with a 'Choose File' button and 'No file chosen' text.
- Upload Signature:** A file upload field with a 'Choose File' button and 'No file chosen' text.
- ABCNo:** A text input field.
- Save:** A blue button to save the details.

© 2024 SMKV, Bastar. Designed & Developed by Coemplt

18. Upload Basic Details Photo, Signature and ABC Number.

19. Click [Save] Button.

How to Promote Students.

Payment Confirmation

UserID
SMK22000596

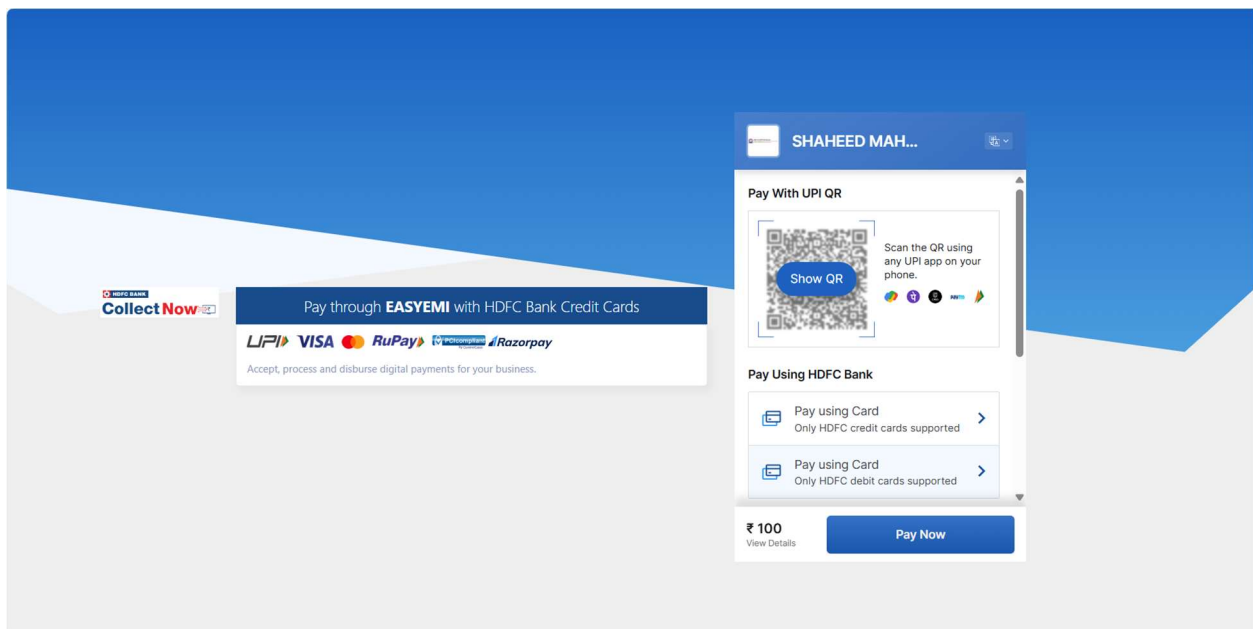
MobileNo
9738212092

EmailID
sivalah.kapadam@coemplt.in

Amount
100

Proceed

23. Click [Proceed] Button



24. Click [Pay Now] Button.

How to Promote Students.



The screenshot displays a student dashboard for Shaheed Mahendra Karma Vishwavidyalaya, Bastar. The dashboard includes a sidebar with navigation options: Dashboard, Exam FormFillUp, and Exam History. The main content area shows a table with the following data:

RollNo	ExamYMCode	From CourseName	Result	To CourseName	Status	Action
10842	2023-24	001-B.A. PART ONE (10+2+3)	PASS	002-B.A. PART TWO (10+2+3)	Pending from Student	Pending from college

The table is displayed on a page with a search bar and pagination controls. The status 'Pending from Student' indicates that the student has not yet completed the payment for the second part of the course, and the status 'Pending from college' indicates that the student is currently not enrolled in the second part of the course.

© 2024 SMKV, Bastar. Designed & Developed by Coemprt

25. After Payment Student Status show [Pending from College].

How to Promote Students.

Come To College Login

The screenshot shows the college login interface for Shaheed Mahendra Karma Vishwavidyalaya, Bastar. The dashboard includes a sidebar with navigation options like Home, Intake Capacity, Admissions, and Pre-Examination. The main content area displays a table of students for the year 2024-25, course 002-B.A. PART TWO (10+2+3). The table has columns for Sino, UserID, RollNo, ExamYMCode, From CourseName, Result, To CourseName, and Status. The student with RollNo 10842 (Sino 4) is highlighted in yellow, with a status of 'Pending from College'. Other students have statuses like 'Pending from Student' or 'Permission is Pending'.

Sino	UserID	RollNo	ExamYMCode	From CourseName	Result	To CourseName	Status
1	BV170036856	10667	2023-24	001-B.A. PART ONE (10+2+3)	PASS	002-B.A. PART TWO (10+2+3)	Pending from Student
2	BVP200123919	10689	2023-24	001-B.A. PART ONE (10+2+3)	PASS	002-B.A. PART TWO (10+2+3)	Pending from Student
3	SMK21013553	10839	2023-24	001-B.A. PART ONE (10+2+3)	PASS	002-B.A. PART TWO (10+2+3)	Admitted
4	SMK22000596	10842	2023-24	001-B.A. PART ONE (10+2+3)	PASS	002-B.A. PART TWO (10+2+3)	Pending from College
5	SMK22002377	10663	2023-24	001-B.A. PART ONE (10+2+3)	PASS	002-B.A. PART TWO (10+2+3)	Permission is Pending
6	SMK22002557	10695	2023-24	001-B.A. PART ONE (10+2+3)	PASS	002-B.A. PART TWO (10+2+3)	Permission is Pending
7	SMK22006079	10931	2023-24	001-B.A. PART ONE (10+2+3)	PASS	002-B.A. PART TWO (10+2+3)	Permission is Pending
8	SMK22007248	10659	2023-24	001-B.A. PART ONE (10+2+3)	PASS	002-B.A. PART TWO (10+2+3)	Permission is Pending
9	SMK22009196	10929	2023-24	001-B.A. PART ONE (10+2+3)	PASS	002-B.A. PART TWO (10+2+3)	Permission is Pending

26. After Student Payment Show Here [Pending from College].

27. You Select (Tick) one or All.

The screenshot shows the college login interface with a list of students. The table has columns for Sino, UserID, RollNo, ExamYMCode, From CourseName, Result, To CourseName, and Status. The student with RollNo 10292 (Sino 2) has a checkbox in the Status column. At the bottom of the table, there are 'Permit' and 'Promote' buttons. The text 'Showing 1 to 360 of 360 entries' is displayed below the table.

230200980	10687	2023-24	001-B.A. PART ONE (10+2+3)	PASS	002-B.A. PART TWO (10+2+3)	Pending from Student	
230201074	10292	2023-24	001-B.A. PART ONE (10+2+3)	PASS	002-B.A. PART TWO (10+2+3)	Permission is Pending	<input type="checkbox"/>
230201093	10270	2023-24	001-B.A. PART ONE (10+2+3)	PASS	002-B.A. PART TWO (10+2+3)	Permission is Pending	<input type="checkbox"/>
230201143	10438	2023-24	001-B.A. PART ONE (10+2+3)	PASS	002-B.A. PART TWO (10+2+3)	Pending from Student	
230201221	10247	2023-24	001-B.A. PART ONE (10+2+3)	PASS	002-B.A. PART TWO (10+2+3)	Pending from Student	
230201258	10662	2023-24	001-B.A. PART ONE (10+2+3)	PASS	002-B.A. PART TWO (10+2+3)	Pending from Student	
230201287	10875	2023-24	001-B.A. PART ONE (10+2+3)	PASS	002-B.A. PART TWO (10+2+3)	Pending from Student	
230201317	10788	2023-24	001-B.A. PART ONE (10+2+3)	PASS	002-B.A. PART TWO (10+2+3)	Pending from Student	

28. Click [Promote] Button.

How to Promote Students.

The screenshot displays a web application interface for Shaheed Mahendra Karma Vishwavidyalaya, Bastar. The left sidebar contains navigation options: Home, Intake Capacity, Admissions (with sub-options: Registration List, Provisional List, Admitted List, Seat Availability, Re-Admission/Promoting, Student Transfer's), Pre-Examination, Marks Entry, Reports, and User Management. The main content area shows a table of students for the year 2024-25, specifically for the course 002-B.A. PART TWO (10+2+3). The table has columns for Sino, UserID, RollNo, ExamYMCODE, From CourseName, Result, To CourseName, and Status. Row 4 is highlighted in yellow, showing a student with UserID SMK22000596, RollNo 10842, ExamYMCODE 2023-24, From CourseName 001-B.A. PART ONE (10+2+3), Result PASS, To CourseName 002-B.A. PART TWO (10+2+3), and Status Admitted. Other rows show students with 'Pending from Student' or 'Permission is Pending' statuses.

Sino	UserID	RollNo	ExamYMCODE	From CourseName	Result	To CourseName	Status
1	BV170036856	10667	2023-24	001-B.A. PART ONE (10+2+3)	PASS	002-B.A. PART TWO (10+2+3)	Pending from Student
2	BVP200123919	10689	2023-24	001-B.A. PART ONE (10+2+3)	PASS	002-B.A. PART TWO (10+2+3)	Pending from Student
3	SMK21013553	10839	2023-24	001-B.A. PART ONE (10+2+3)	PASS	002-B.A. PART TWO (10+2+3)	Admitted
4	SMK22000596	10842	2023-24	001-B.A. PART ONE (10+2+3)	PASS	002-B.A. PART TWO (10+2+3)	Admitted
5	SMK22002377	10663	2023-24	001-B.A. PART ONE (10+2+3)	PASS	002-B.A. PART TWO (10+2+3)	Permission is Pending
6	SMK22002557	10695	2023-24	001-B.A. PART ONE (10+2+3)	PASS	002-B.A. PART TWO (10+2+3)	Permission is Pending
7	SMK22006079	10931	2023-24	001-B.A. PART ONE (10+2+3)	PASS	002-B.A. PART TWO (10+2+3)	Permission is Pending
8	SMK22007248	10659	2023-24	001-B.A. PART ONE (10+2+3)	PASS	002-B.A. PART TWO (10+2+3)	Permission is Pending
9	SMK22009196	10929	2023-24	001-B.A. PART ONE (10+2+3)	PASS	002-B.A. PART TWO (10+2+3)	Permission is Pending

29. After Promote You Can See Status [Admitted]

30. End

How to Promote Students.

Student Transfer

One College to Another Colleges.

2024-25 002-B.A. PART TWO (10+2+3) View

Excel Search:

UserID	RollNo	ExamYMCode	From CourseName	Result	To CourseName	Status
BV170036856	10667	2023-24	001-B.A. PART ONE (10+2+3)	PASS	002-B.A. PART TWO (10+2+3)	Pending from Student
BVP200123919	10689	2023-24	001-B.A. PART ONE (10+2+3)	PASS	002-B.A. PART TWO (10+2+3)	Pending from Student
SMK21013553	10839	2023-24	001-B.A. PART ONE (10+2+3)	PASS	002-B.A. PART TWO (10+2+3)	Admitted
SMK22000596	10842	2023-24	001-B.A. PART ONE (10+2+3)	PASS	002-B.A. PART TWO (10+2+3)	Pending from Student
SMK22002377	10663	2023-24	001-B.A. PART ONE (10+2+3)	PASS	002-B.A. PART TWO (10+2+3)	Permission is Pending
SMK22002557	10695	2023-24	001-B.A. PART ONE (10+2+3)	PASS	002-B.A. PART TWO (10+2+3)	Permission is Pending
SMK22006079	10931	2023-24	001-B.A. PART ONE (10+2+3)	PASS	002-B.A. PART TWO (10+2+3)	Permission is Pending
SMK22007248	10659	2023-24	001-B.A. PART ONE (10+2+3)	PASS	002-B.A. PART TWO (10+2+3)	Permission is Pending
SMK22009196	10929	2023-24	001-B.A. PART ONE (10+2+3)	PASS	002-B.A. PART TWO (10+2+3)	Permission is Pending
SMK22009802	10645	2023-24	001-B.A. PART ONE (10+2+3)	PASS	002-B.A. PART TWO (10+2+3)	Permission is Pending

1. Selected Student want to go Another College.

Student Transfer Details

From College

UserID Search

Sino	UserID	RollNo	Name	ExamYMCode	CourseName	Result
No data available in table						

Submit

2. College Search from College Name and User Id.

How to Promote Students.

The screenshot shows the 'Student Transfer Details' page. On the left is a dark sidebar with navigation options: Home, Intake Capacity, Admissions (expanded), Pre-Examination, Marks Entry, Reports, and User Management. The main content area has a header with the college logo and name in Hindi and English, and a user profile 'SMK202'. Below the header, there's a search form with 'From College' set to '201-GOVERNMENT KAKTIYA POSTGRADUATE COLLEGE, JAGDALPUR' and 'UserID' set to 'SMK22002377'. A 'Search' button is next to the UserID field. Below the search form is a table with the following data:

Sno	UserID	RollNo	Name	ExamYMCode	CourseName	Result
1	SMK22002377	10663	PRIYANKA GUPTA	2023-24	001-B.A. PART ONE (10+2+3)	PASS

A 'Submit' button is located below the table. At the bottom of the page, it says '© 2024 SMKV, Bastar. Designed & Developed by Coempt'.

3. Show all the Details Below Student Pass/Fail.

4. Click [Submit] Button.

This screenshot shows the same 'Student Transfer Details' page as above, but with a confirmation dialog box overlaid in the center. The dialog box has a white background and a grey border. It contains an orange exclamation mark icon at the top, followed by the text 'Are you sure to Transfer Selected Student!' and 'Do you want to proceed?'. At the bottom of the dialog are two buttons: 'Continue' (blue) and 'No' (red). The background page is dimmed.

5. Click [Continue] Button.

How to Promote Students.

Home

Intake Capacity

Admissions

Registration List

Provisional List

Admitted List

Seat Availability

Re-Admission/Promoting

Student Transfer's

Pre-Examination

Marks Entry

Reports

User Management

शहीद महेन्द्र कर्मा विश्वविद्यालय, बस्तर
Shaheed Mahendra Karma Vishwavidyalaya, Bastar
प्रधानमंत्री उद्यम-मेरु विश्वविद्यालय (Accredited by NAAC)

उत्तिष्ठत जाग्रत प्राप्य वरान्निबोधता
Arise, awake, and stop
not till the goal is reached!

SMK201

Promotional Data

ExamSession: 2023-24

Course/Exam: 001-B.A. PART ONE (10+2+3)

Type of Result: PASS

Next ExamSession: 2024-25

To Course: 002-B.A. PART TWO (10+2+3)

View

Excel

Search: SMK22002377

	RollNo	ExamYMCode	From CourseName	Result	To CourseName	Status	Select All
02377	10663	2023-24	001-B.A. PART ONE (10+2+3)	PASS	002-B.A. PART TWO (10+2+3)	Permission is Pending	<input type="checkbox"/>

Permit Promote

Showing 1 to 1 of 1 entry (filtered from 360 total entries)

6. College can check Transfer Student list in Re-Admission/Promotion List

Or

7. Direct Search Transfer Student With The Help Or Student User Id.